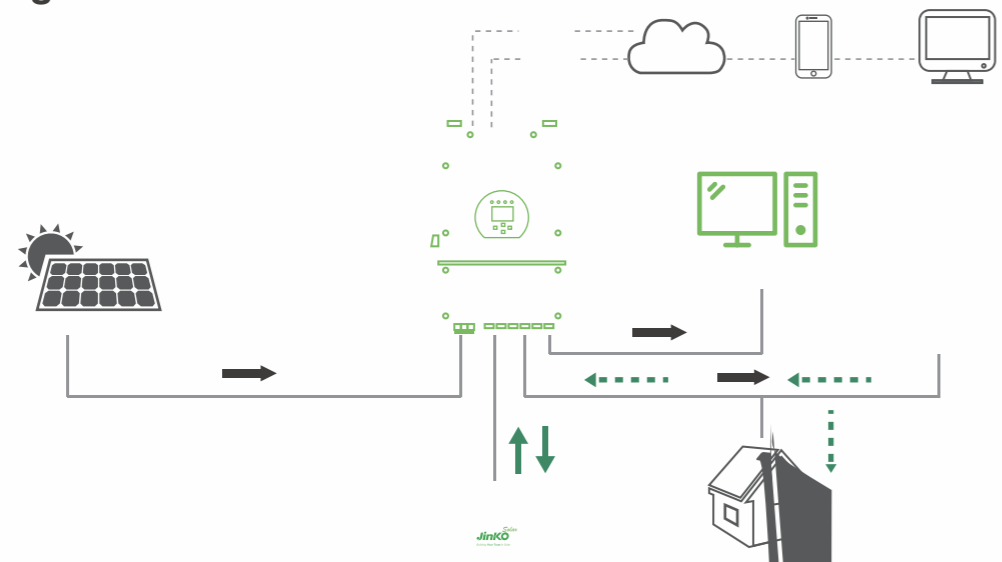
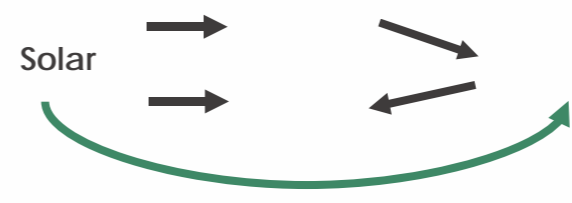


Residential On/Off-Grid ESS

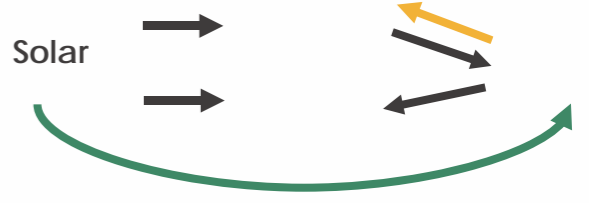
Circuit Diagram



Mode 1




Mode 2



Key Features

- Icon of a clock and battery (Time-based control)
- Icon of a house and battery (Home energy management)
- Icon of a house and battery (Energy storage)

- Icon of a battery with '80%' and '20%' (State of charge monitoring)
- Icon of a wrench and screwdriver (Maintenance/Service)




Pack Configuration



Type	Low Voltage	High Voltage
		~ ~

Low Voltage



Item	3.6kW-7.2kWh	5kW-9.6kWh	Q =	Q = N
		•	q	k

High Voltage



System Specifications

